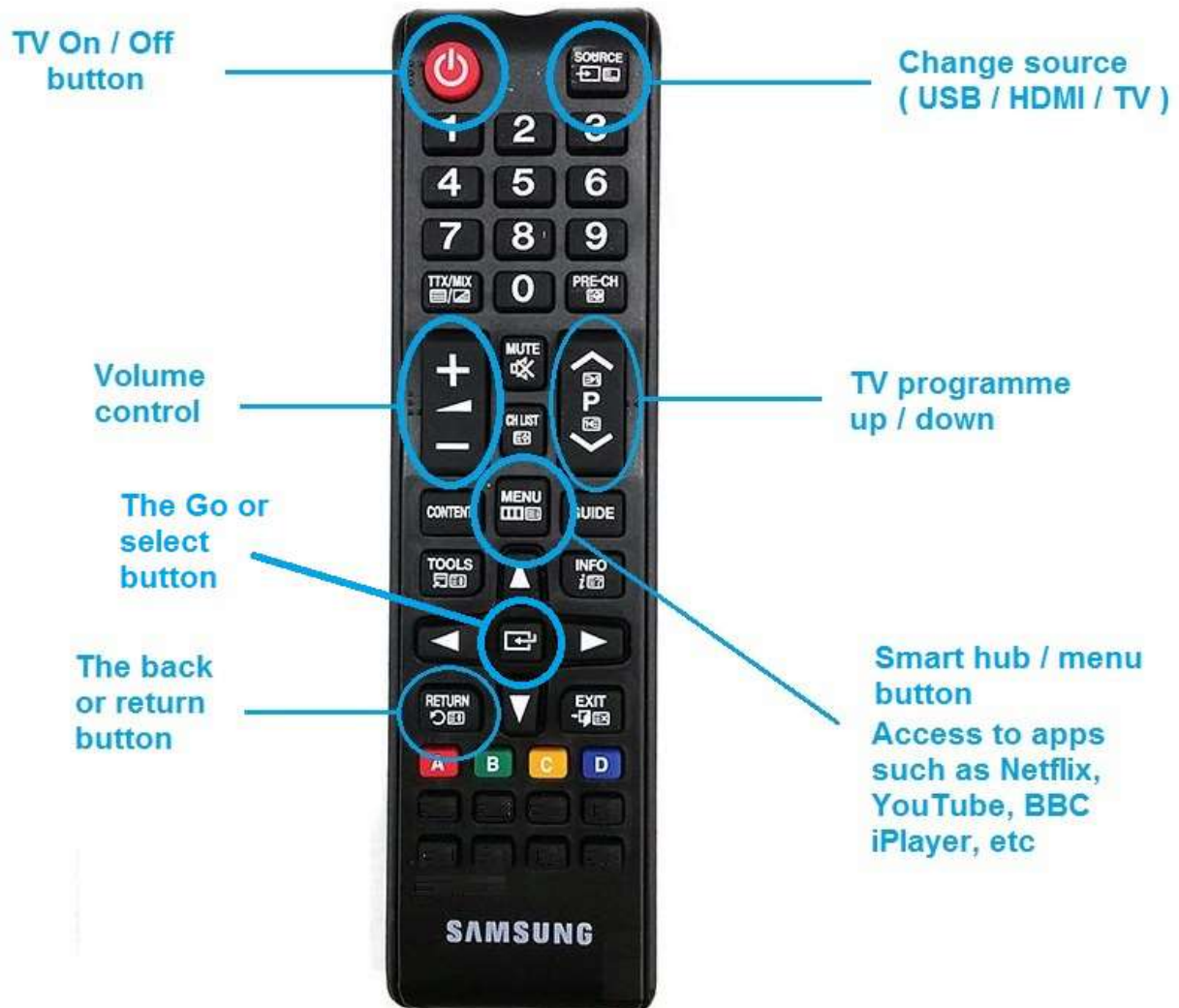


# TV usage (Page 1 of 2)

The TV is a Samsug Smart TV

Below is the remote control with the most used buttons circled



# TV usage (Page 2 of 2)





## Turning on the TV

Make sure the power is switched on (around the corner on the right hand side)  
Press the red button to turn the TV on

## Using Samsung TV apps / social media and more

To access the TV apps, click on the Smart Hub / Menu button.  
Up pops the Recent list of apps used.  
Move left and select "Featured" and then "Apps" to see all Apps  
Install new Apps by clicking on the "Samsung Apps"

Besides the free TV channels via FreeSat, you also have access to apps such as below

BBC iPlayer	iTV catchup	YouTube	Netflix
			

The above have been signed in and is FREE for you to use.

Many other apps are available such as Skype / Facebook / Twitter if you want.

See complete list by clicking on Samsung Apps on the TV or at  
<http://www.samsung.com/ae/smarthub/html/apps.html>

## Using HDMI / USB cables

There are HDMI / USB access points on the right hand side of the TV  
No HDMI / USB cables supplied.